

New York City Class Size 2023-24 Report (Preliminary)



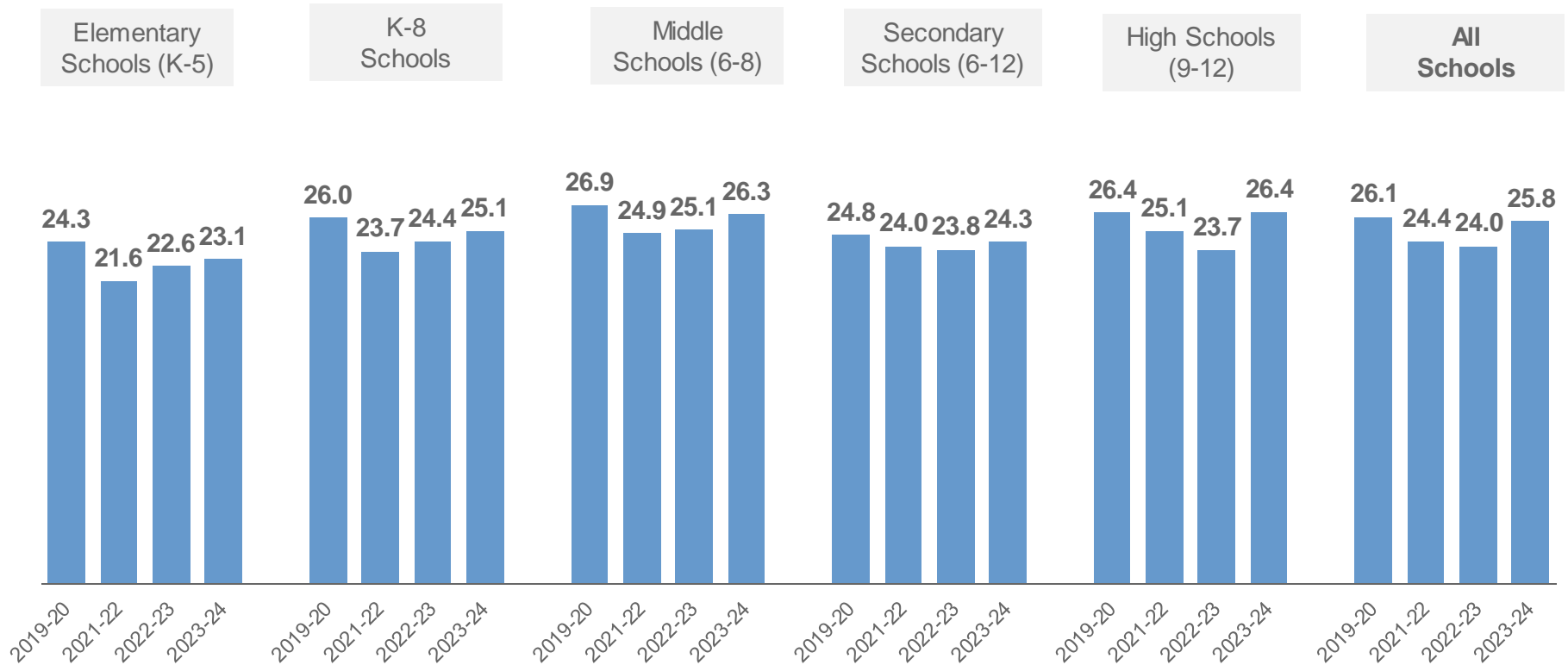
November 2023

Background on Class Size Calculations

- New York City Public Schools (NYCPS) reports on class size twice a year with a preliminary report in November and an updated report in February. This deck reflects the preliminary report.
- Schools typically update their schedules through the end of each term. Historically, early data analysis includes long-term absences, incomplete scheduling data, and other characteristics that are updated by schools in the February report.
- For grades K-5, average class size is calculated by dividing the number of students as of the audited register date by the number of classes as determined by each student's official class from the Automate the Schools (ATS) system.
- For courses in grades 6-12, average class size is calculated by the number of students as of the audited register date in each course from the STARS system as determined by students who are meeting in the same place at the same time.
- **To align with the class size methodology used for the new class size law, the 2023-24 class size calculations for the City Council Report include bridge classes, non-core courses, including arts and physical education, D75 inclusion students, and shared instruction classes. Now, grades 7-8 are only represented in the STARS scheduling data; grade 6 is included in both depending on the school's scheduling method.**

Citywide Class Size Averages by School Type

Preliminary



To align with the class size methodology used for the new class size law, the 2023-24 class size calculations for the City Council Report include bridge classes, non-core courses, including arts and physical education, D75 inclusion students, and shared instruction classes. Now, grades 7-8 are only represented in the STARS scheduling data; grade 6 is included in both depending on the school's scheduling method.

Pupil-to-Teacher Ratio by School Type

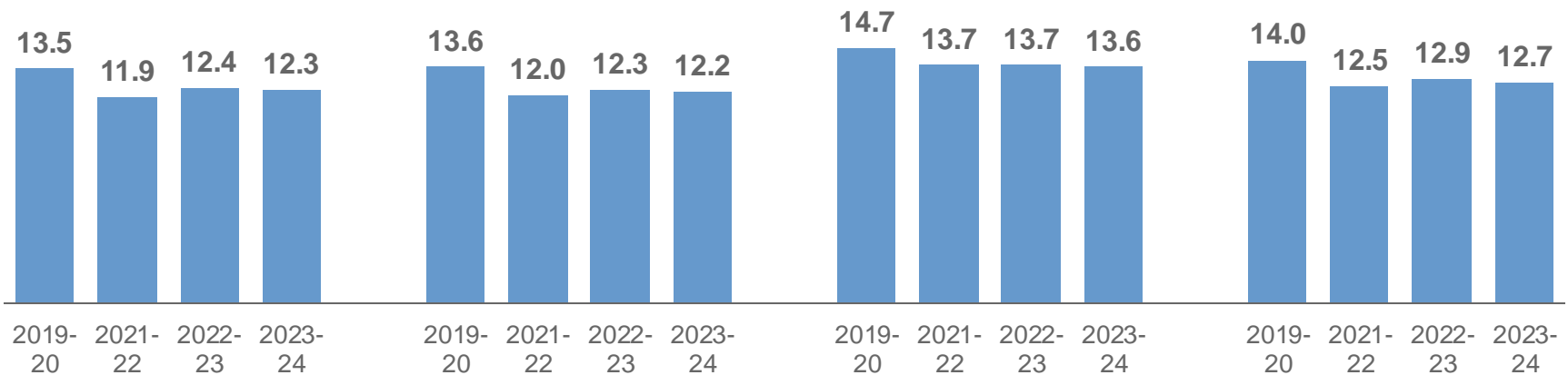
Preliminary

Elementary
Schools

Middle
Schools

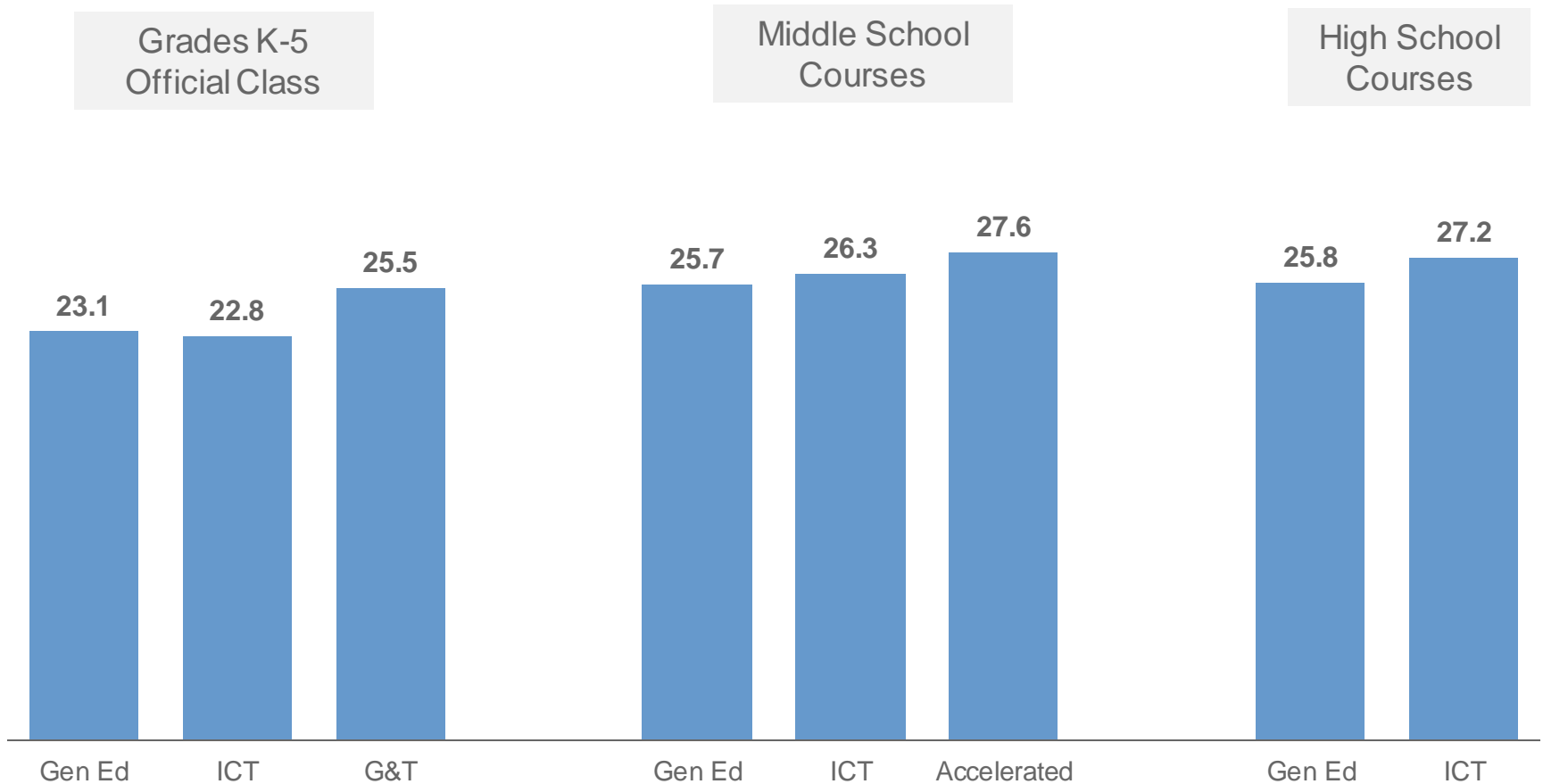
High
Schools

All
Schools



2023-24 Average Class Size by Program Type

Preliminary



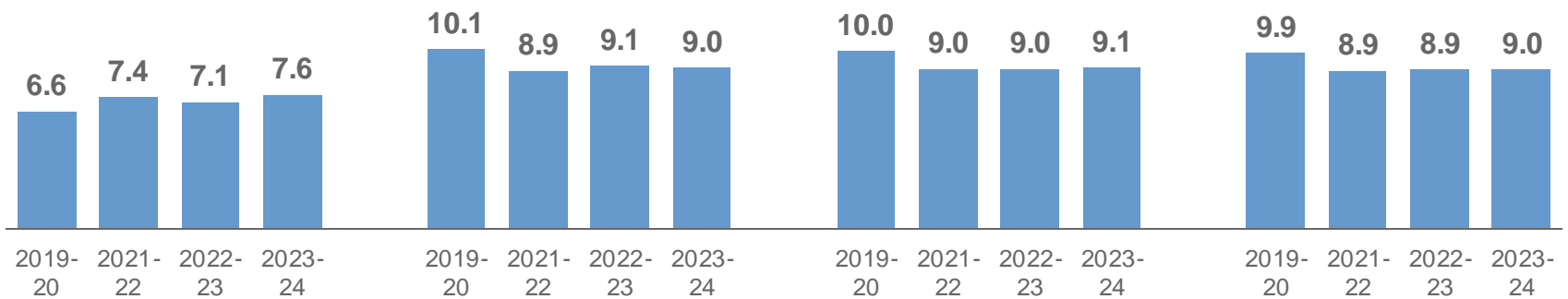
Average Class Size for Grades K-8 Self-Contained Classes by Setting *Preliminary*

8:1:1
Setting

12:1
Setting

12:1:1
Setting

All K-8 Self-
Contained



2023-24 Average Class Size By Subject for Middle and High School

Preliminary

General Education, Accelerated
and Integrated Co-Teaching
Classes

Subject	Middle School	High School
English	24.7	25.0
Math	25.4	25.7
Science	26.3	26.5
Social Studies	26.1	26.5
Other	26.5	26.5
All Core	26.0	26.1

Self-Contained
Classes

Subject	Middle School	High School
English	9.2	10.3
Math	9.0	10.7
Science	9.1	10.8
Social Studies	9.1	10.4
Other	9.5	10.5
All Core	9.1	10.6

Average Class Size Over Time, by Grade Level

Preliminary

Grade Level	2019-20	2021-22	2022-23	2023-24
K	21.7	20.1	20.3	20.9
01	24.0	21.2	22.7	22.9
02	24.7	21.5	22.7	23.5
03	24.9	22.1	22.8	23.5
04	25.5	22.3	23.5	24.0
05	25.6	22.7	23.9	24.3

	2019-20	2021-22	2022-23	2023-24
MS Courses	26.6	24.6	24.9	26.0
HS Courses	26.1	25.0	23.7	26.1

To align with the class size methodology used for the new class size law, the 2023-24 class size calculations for the City Council Report include bridge classes, non-core courses, including arts and physical education, D75 inclusion students, and shared instruction classes. Now, grades 7-8 are only represented in the STARS scheduling data; grade 6 is included in both depending on the school's scheduling method.