

# New York City Graduation Rates Class of 2019 (2015 Cohort)

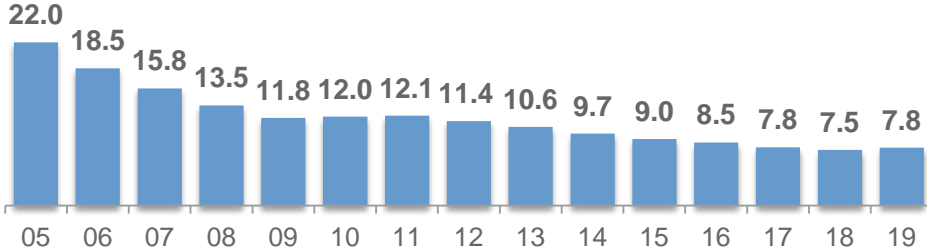
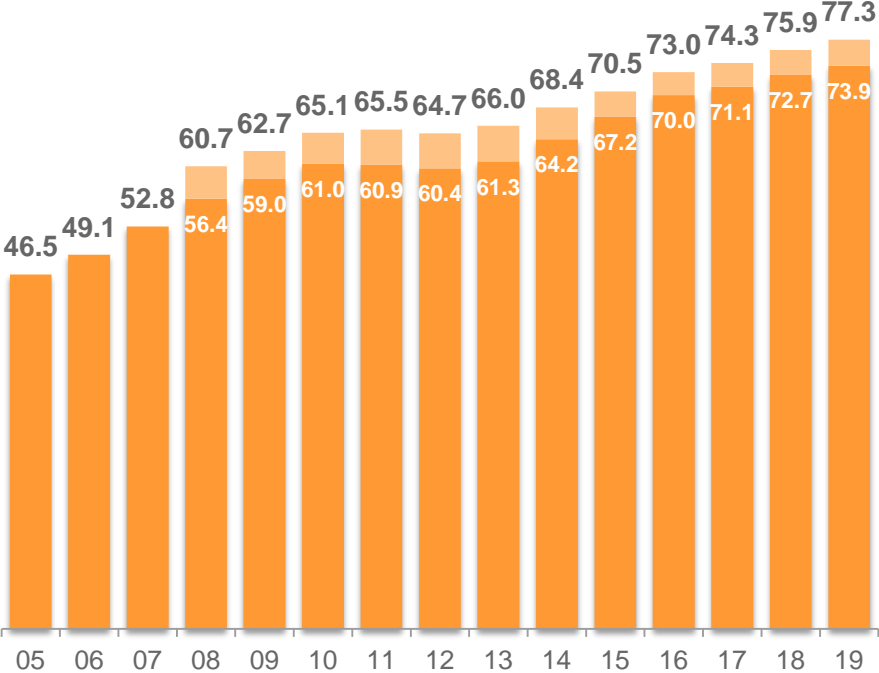
# Graduation and Dropout Rates for NYC Students

## 4-Year Graduation Rate

Since 2018 **+1.4 pts**  
 Since 2014 **+8.9 pts**

## Dropout Rate

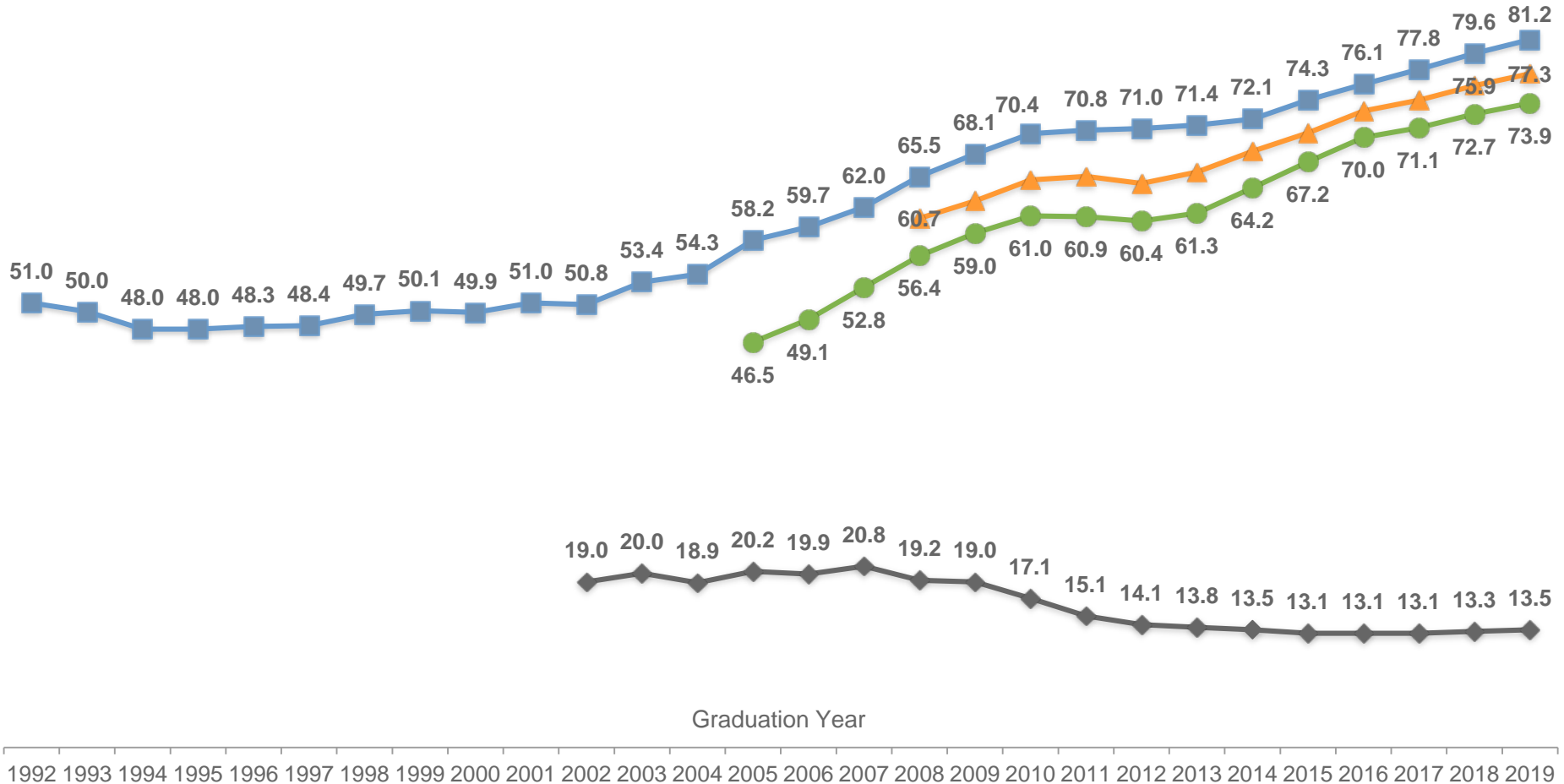
Since 2018 **+0.3 pts**  
 Since 2014 **-1.9 pts**



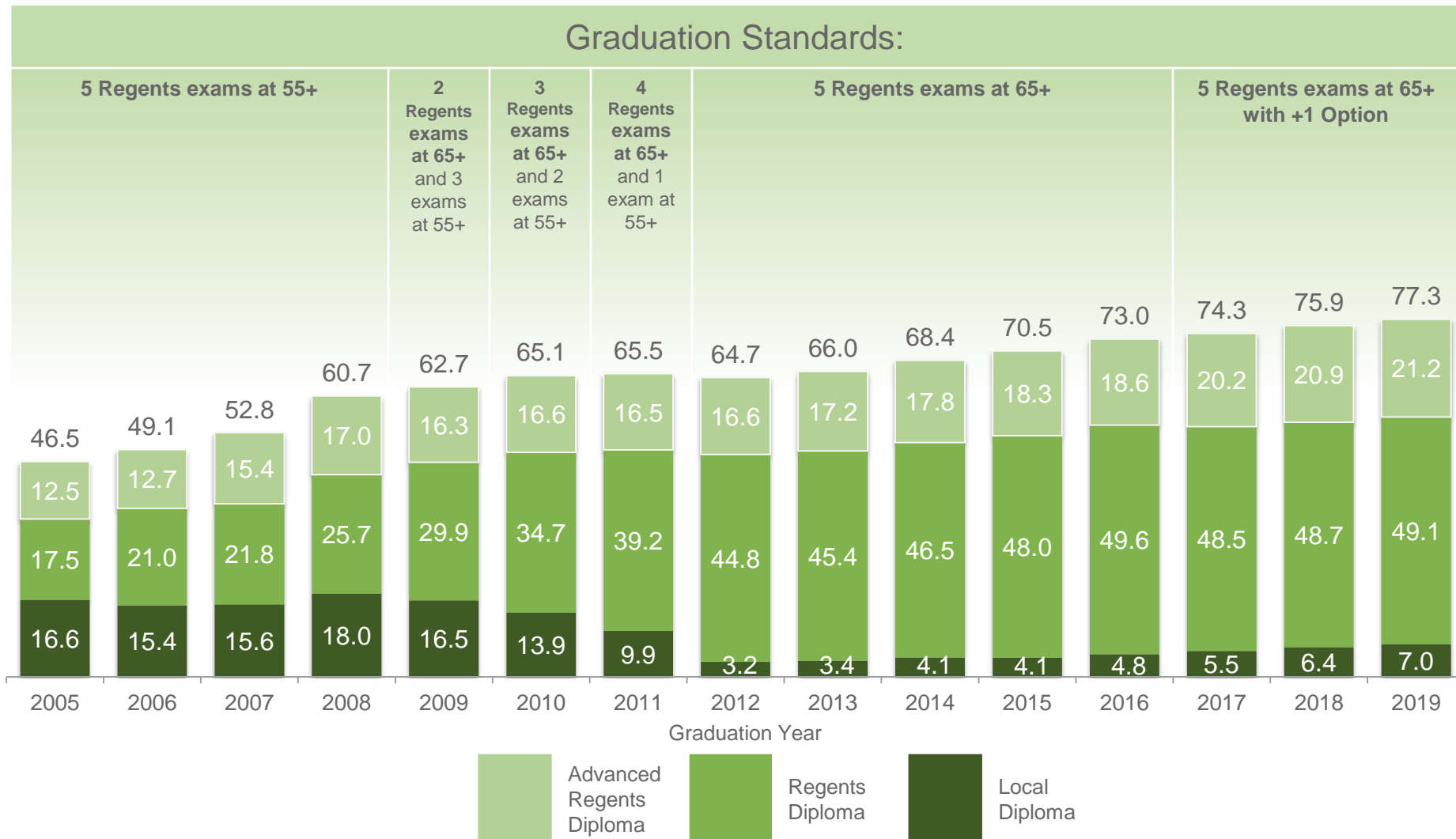
Graduation Year



# After Remaining Flat for Years, NYC's Graduation Rate Continues to Steadily Increase



# More NYC Students Are Earning Advanced Regents Diplomas



# Graduation Rates Increased Across All Boroughs

	4-Year August Graduation Rate			Point Change	
	2014	2018	2019	Since 2018	Since 2014
Bronx	59.1	67.4	<b>70.2</b>	<b>+2.8 pts</b>	<b>+11.1 pts</b>
Brooklyn	68.6	76.6	<b>77.0</b>	<b>+0.4 pts</b>	<b>+8.3 pts</b>
Manhattan	70.6	76.7	<b>78.3</b>	<b>+1.6 pts</b>	<b>+7.7 pts</b>
Queens	70.8	79.5	<b>80.7</b>	<b>+1.1 pts</b>	<b>+9.9 pts</b>
Staten Island	79.1	80.8	<b>82.7</b>	<b>+2.0 pts</b>	<b>+3.7 pts</b>

	Dropout Rate			Point Change	
	2014	2018	2019	Since 2018	Since 2014
Bronx	14.1	12.1	<b>12.7</b>	<b>+0.5 pts</b>	<b>-1.5 pts</b>
Brooklyn	8.9	6.7	<b>7.1</b>	<b>+0.4 pts</b>	<b>-1.7 pts</b>
Manhattan	8.5	7.0	<b>7.1</b>	<b>+0.1 pts</b>	<b>-1.5 pts</b>
Queens	8.6	5.9	<b>6.2</b>	<b>+0.3 pts</b>	<b>-2.4 pts</b>
Staten Island	8.0	5.5	<b>5.1</b>	<b>-0.4 pts</b>	<b>-3.0 pts</b>

# Four-, Five-, and Six-Year Graduation Rates Increased for NYC Students

## 4-Year Rate

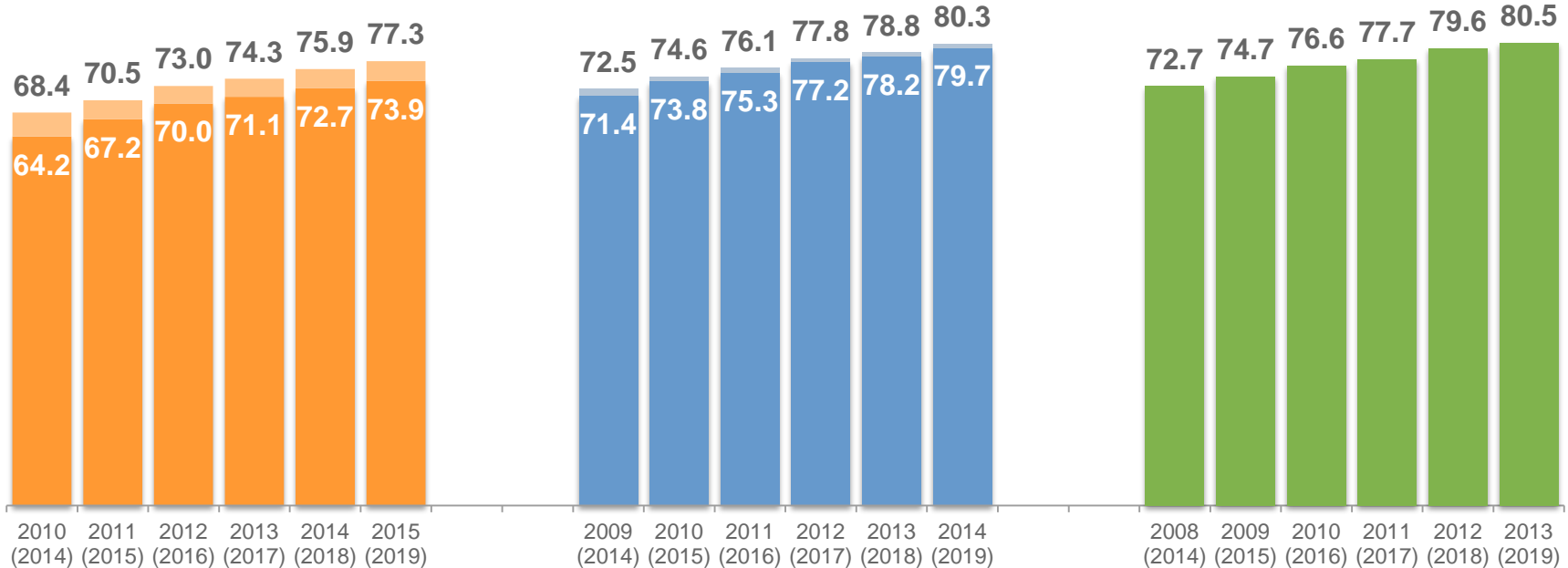
Since 2018 **+1.4 pts**  
 Since 2014 **+8.9 pts**

## 5-Year Rate

Since 2018 **+1.5 pts**  
 Since 2014 **+7.8 pts**

## 6-Year Rate

Since 2018 **+0.9 pts**  
 Since 2014 **+7.8 pts**



Cohort Year (Graduation Year)



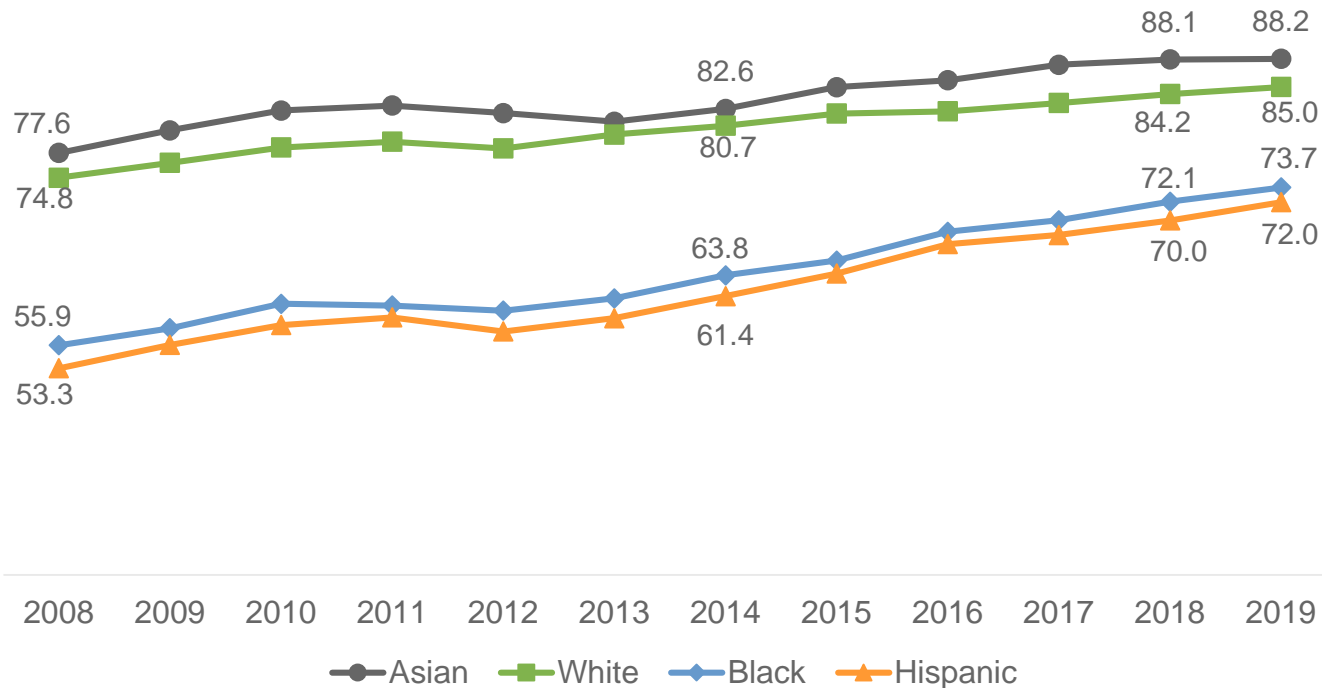
# Graduation Rates and Dropout Rates by Ethnicity

	4-Year August Graduation Rate			Point Change	
	2014	2018	2019	Since 2018	Since 2014
Asian	82.6	88.1	<b>88.2</b>	<b>+0.1 pts</b>	<b>+5.6 pts</b>
Black	63.8	72.1	<b>73.7</b>	<b>+1.6 pts</b>	<b>+9.9 pts</b>
Hispanic	61.4	70.0	<b>72.0</b>	<b>+2.1 pts</b>	<b>+10.6 pts</b>
White	80.7	84.2	<b>85.0</b>	<b>+0.8 pts</b>	<b>+4.4 pts</b>

	Dropout Rate			Point Change	
	2014	2018	2019	Since 2018	Since 2014
Asian	5.8	3.7	<b>4.1</b>	<b>+0.4 pts</b>	<b>-1.7 pts</b>
Black	9.6	7.6	<b>8.2</b>	<b>+0.6 pts</b>	<b>-1.3 pts</b>
Hispanic	12.7	10.5	<b>10.5</b>	<b>+0.0 pts</b>	<b>-2.2 pts</b>
White	6.1	4.0	<b>4.0</b>	<b>-0.0 pts</b>	<b>-2.1 pts</b>

# The Achievement Gap Continues to Narrow for Black and Hispanic NYC Students

	2008	2014	2018	2019
Black-White Gap	18.9 pts	16.9 pts	12.2 pts	11.3 pts
Hispanic-White Gap	21.5 pts	19.2 pts	14.3 pts	13.0 pts

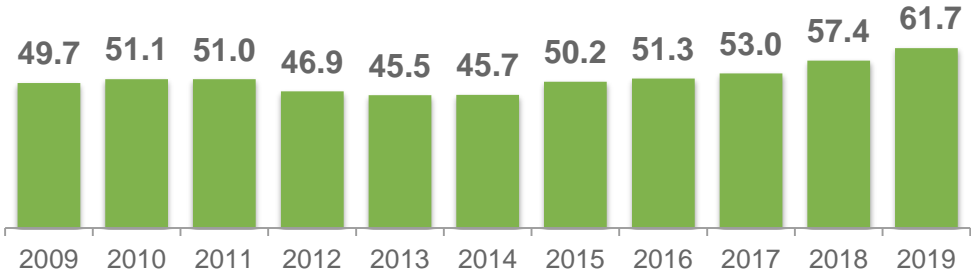




# Graduation Rates Increased for NYC Current and Former English Language Learners

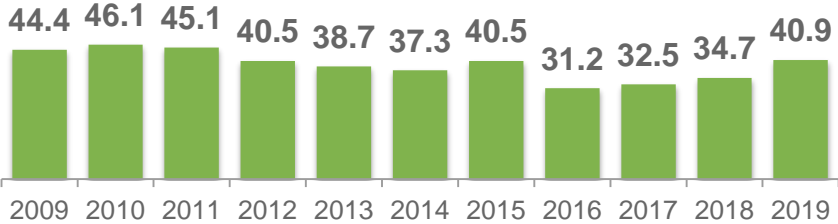
## Current & Former English Language Learners

Since 2018 +4.3 pts



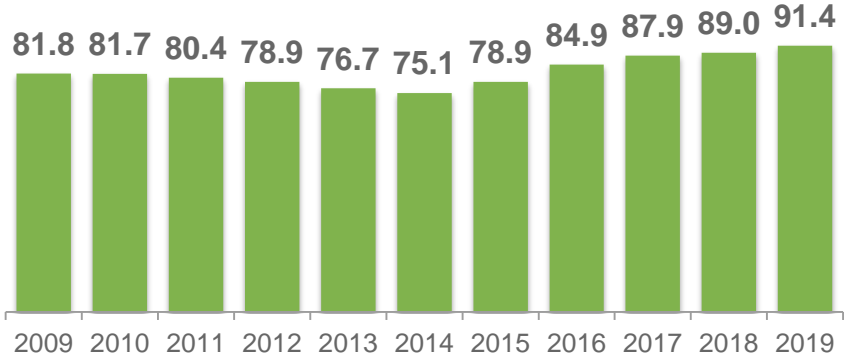
## Current English Language Learners

Since 2018 +6.2 pts



## Former English Language Learners

Since 2018 +2.4 pts



Graduation Year

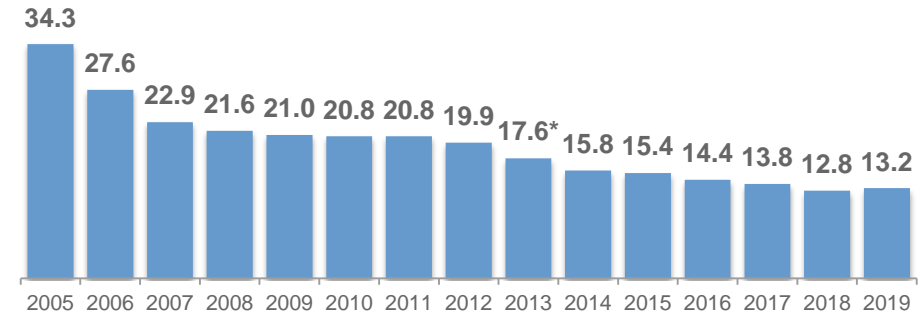
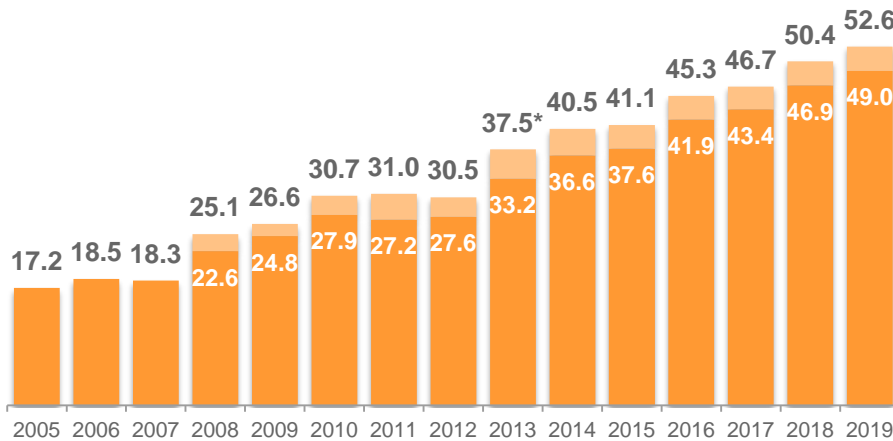
# Graduation Rates Increased for NYC Students with Disabilities

4-Year Graduation Rate  
for Students with Disabilities

Since 2018 **+2.1 pts**


Dropout Rate  
for Students with Disabilities


Since 2018 **+0.4 pts**



Graduation Year

 4-Year Rate

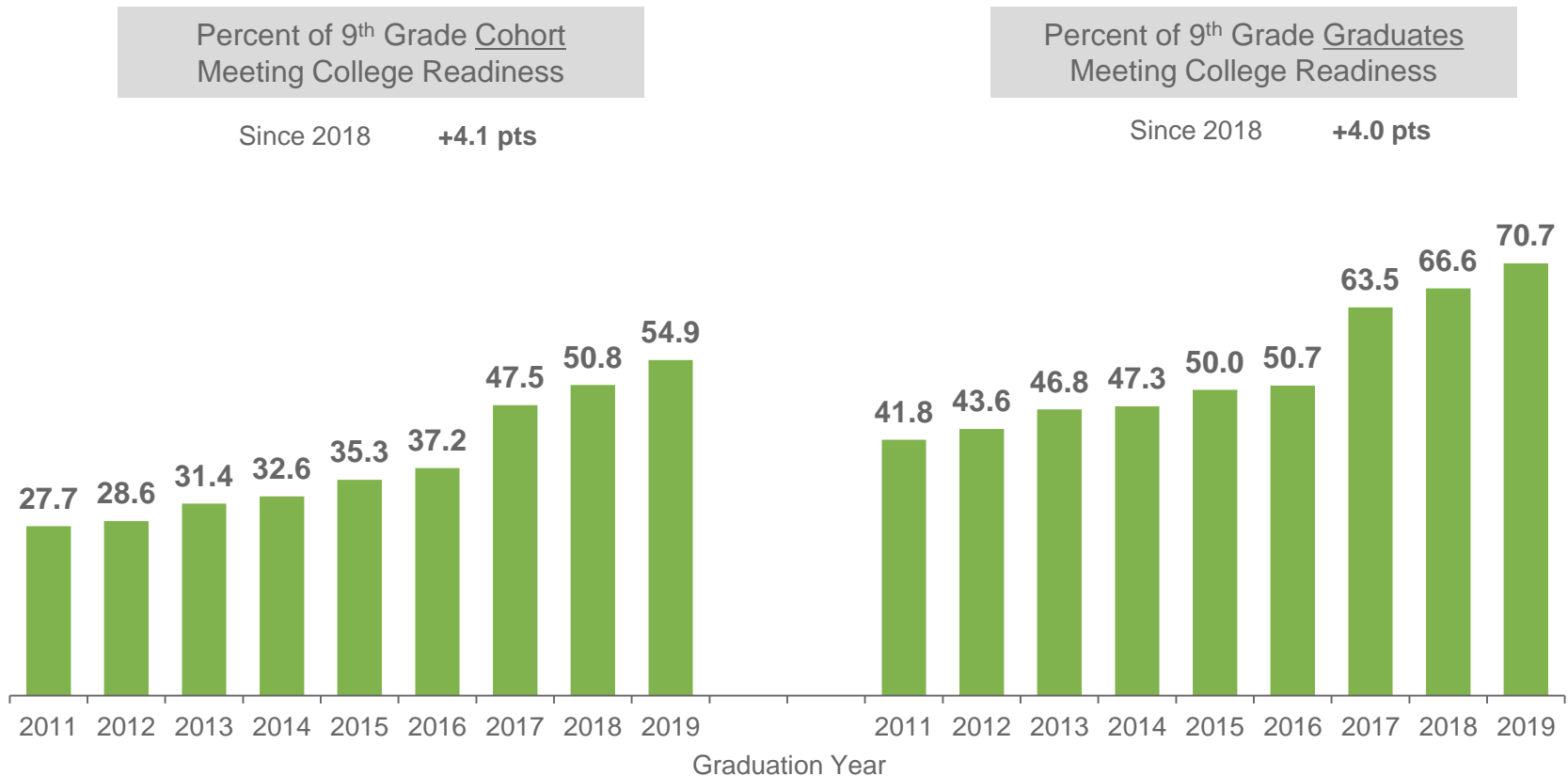
 4-Year Rate w/  
August

 Dropout Rate

# More NYC Students Are Ready for College

The College Readiness Index (CRI) is the percentage of students who, by the August after their fourth year in high school, have met CUNY’s standards for college readiness in English and mathematics. Students can meet these standards by reaching certain scores on the Regents, SAT, ACT or CUNY Assessment Tests.

Changes to CUNY remediation requirements in 2017 continue to have an impact on the City’s college readiness rate.



# Accessibility Report

Filename: 2019-graduation-rates---website---1-16-20\_ADA.pdf

Report created by: [Enter personal and organization information through the Preferences > Identity dialog.]

Organization:

## Summary

The checker found no problems in this document.

- Needs manual check: 2
- Passed manually: 0
- Failed manually: 0
- Skipped: 1
- Passed: 29
- Failed: 0