

2016–17 Family Guide:

School Quality Snapshot

This Family Guide helps to explain the School Quality Snapshot, using a sample school and data that are not from a real school. To find the School Quality Snapshot for the school that you want to learn more about, visit <http://schools.nyc.gov/Accountability/default>.

New York School for Excellence (99M999)
2016–17 School Quality Snapshot / High School

General Information
schools.nyc.gov
Principal: John Doe
Grades served: 09.10.11.12.15
Enrollment: 460
Average SAT: 979/1600
Shared Space:
Admissions methods: Limited Unscreened

Student Demographics
Asian: 9% | Black: 25% | Hispanic: 52% | White: 10%
English Language Learners: 4%
Student with Special Needs: 24%

Staff Experience
Years of principal experience at this school: 5
% of teachers with 3 or more years of experience: 62%

Attendance
Student Attendance: 90% (City: 89%)
Students Chronically Absent: 34% (City: 31%)
Teacher Attendance: 97%

School Overview
Our mission is to provide a comprehensive course of study that will actively engage students in acquiring the knowledge and skills necessary to adapt to a multicultural, scientific, and technological society. Students draw upon community resources in preparation for the world of higher education and work. Our graduates will be socially responsible, lifelong learners prepared to promote all aspects of community development as they meet the challenges of the future.

Framework for Great Schools
Research shows that schools strong in the six areas are far more likely to improve student learning.

STUDENT ACHIEVEMENT

Key: Excellent (5 bars), Good (4 bars), Fair (3 bars), Poor (2 bars)

Activities, Sports, and Arts
78% of students feel that this school offers a wide enough variety of programs, classes, and activities to keep them interested in school (City: 74%)

Extracurricular Activities
Entrepreneur/Start-up Workshops, National Honor Society, Drama, Community Service, Gaming, Science Olympics, Programming and Software Development, Robotics, SAT Prep

PSAL Sports
Boys: Baseball, Basketball, Handball, Soccer, Volleyball
Girls: Basketball, Softball, Volleyball
Co-Ed: N/A
Arts Classes
Music, Technology, Graphic Design, Photography

52 Chambers Street
New York, NY 10007
555-123-4567

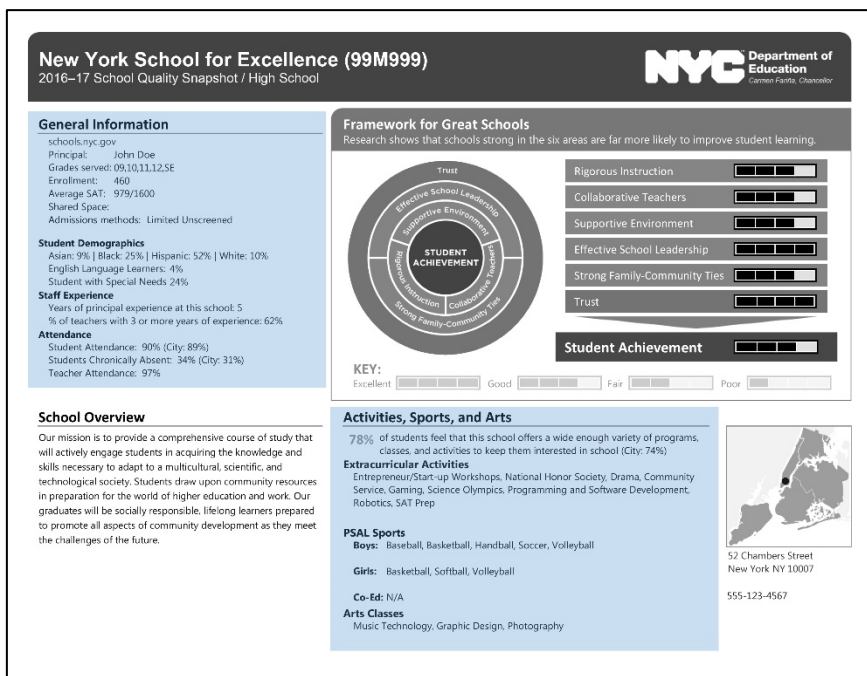
Framework for Great Schools

The Framework for Great Schools organizes NYC’s public schools around the core goal of Student Achievement—helping students get to the next level and succeed. Surrounding that core are the three elements of student support: instructional guidance, teacher empowerment, and student-centered learning. Beyond the classroom, the supports needed are effective school leadership and strong parent-community

collaboration, and the element that ties all of these supports together is trust. To learn more, visit <http://schools.nyc.gov/AboutUs/schools/framework/default.htm>

This section of the School Quality Snapshot shows how the school rates in each of the six areas that research shows are likely to improve student learning, and a rating for their overall student achievement results:

- **Rigorous Instruction:** Curriculum and instruction are designed to engage students, foster critical thinking skills, and are aligned to the Common Core.
- **Collaborative Teachers:** Teachers participate in opportunities to develop, grow, and contribute to the continuous improvement of the school community.
- **Supportive Environment:** The school establishes a culture where students feel safe, challenged to grow, and supported to meet high expectations.
- **Effective School Leadership:** School leadership inspires the school community with a clear instructional vision and effectively distributes leadership to realize this vision.
- **Strong Family-Community Ties:** The school forms effective partnerships with families and outside organizations to improve the school.
- **Trust:** Relationships between administrators, educators, students, and families are based on trust and respect.
- **Student Achievement:** The school's state test results, including student growth and performance, how students performed in core courses, and how well students are prepared for middle school.



General Information

This section includes information about the school community, including:

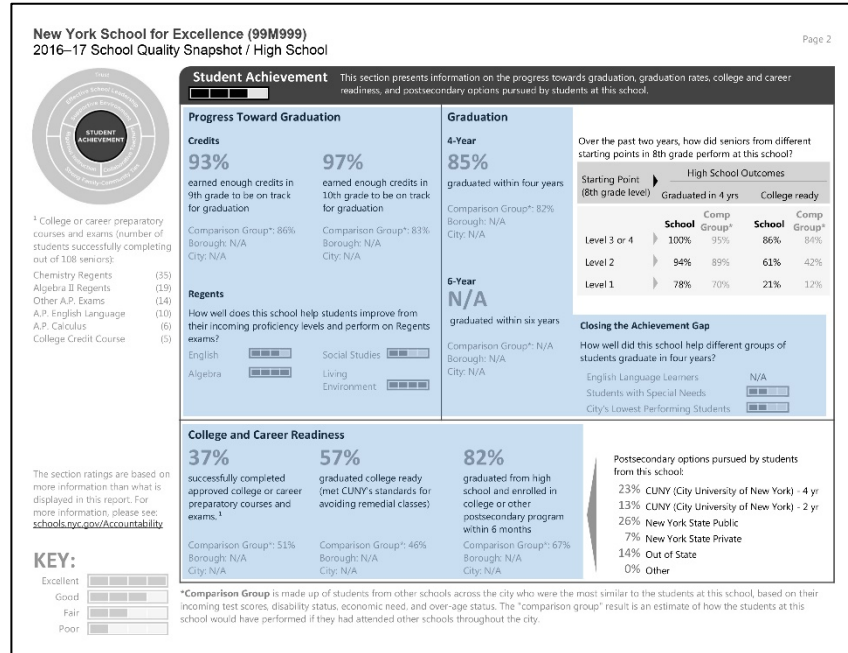
- **Grades Served** are all of the grade levels that students are enrolled in at this school.
- **Shared Space** means that the school shares its building with one or more other schools. Each school is assigned classrooms and hallways to use as its own space, and schools sometimes share special areas such as gyms and libraries.
- **Admission Methods** are the ways in which schools consider and admit applicants... You can find out more at <http://schools.nyc.gov/ChoicesEnrollment/default.htm>
- **English Language Learners** are students who speak a language other than English at home, who took an initial English test when they entered the New York City school system, and who have been identified as needing extra support to access an excellent education.

More information, including a list of ELL programs all over the city can be found at <http://schools.nyc.gov/Academics/ELL>

- **Students with Special Needs** are students who receive special education services according to their unique needs through an Individualized Education Program (IEP). More information can be found at <http://schools.nyc.gov/Academics/SpecialEducation>
- **Years of Principal Experience at this School** is the number of years that the principal—who is listed at the top of this section, and was the principal on July 1, 2017—has served as a principal at this school. It does not include any years of experience at other schools, or years at this school when they did not serve as principal.
- **% of teachers with 3 or more years of experience** is the percentage of teachers at the school who have had 3 or more years of teaching experience.
- **Student Attendance** is the total days attended for all students, divided by the total days that those students are registered at the school.
- **Students Chronically Absent** is the percentage of students at this school who miss 1 out of 10 school days or more.
- **Teacher Attendance** is the amount of time that all teachers at the school are in attendance or are on an approved leave of absence or other excused absence. Absences from sick and personal days do not count as excused absences. If a teacher is very sick, they sometimes take a medical leave of absence, which counts as an excused leave, but if they use sick days instead, that is not counted as excused, and will lower their school's teacher attendance rate.
- **Average SAT (High School Only)** is the total of all reported Scholastic Aptitude Test (SAT) scores for this school, divided by the total number of student who took the SAT. To learn more about the SAT, visit <http://sat.collegeboard.org/about-tests>
- **PSAL Sports (High School Only)** are sports teams offered at this school that compete in the Public Schools Athletic League, a citywide program where schools compete with other schools across NYC. Contact the school to learn more.

Student Achievement Section (Page 2)

This page shows how well the school did at preparing students for the next level. For High Schools, achievement is measured by making progress toward graduation, passing Regents exams, and completing challenging college and career prep courses. This page also shows which schools or college and career options students often choose after leaving the school (only for those schools that report this information).

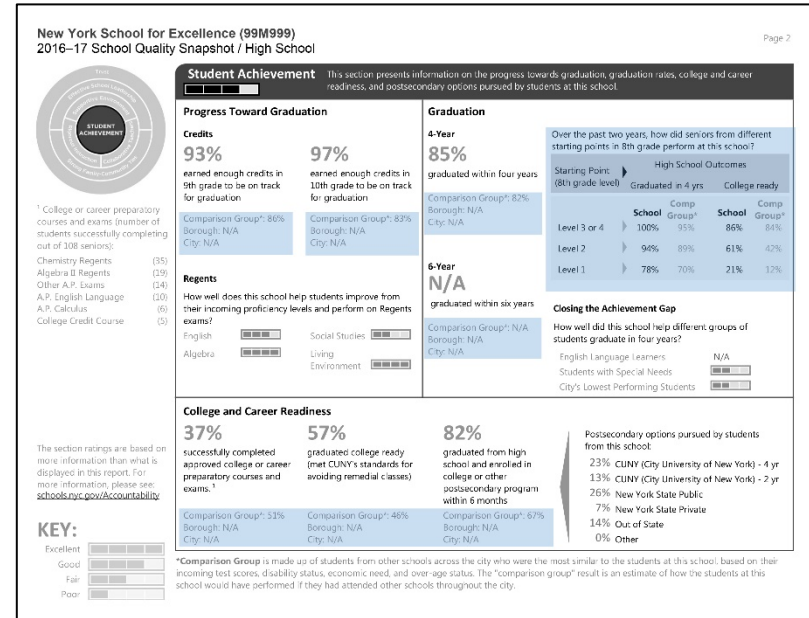


- **Regents** rates how well the school helps students with different starting points (in 8th Grade exams) to pass their Regents exams. Schools receive more credit when their students pass more Regents exams than expected for students with the same starting point.
- **College and Career Readiness** shows how many students passed certain challenging classes and exams, many of which are listed under "College or career preparatory courses and exams" on the left side of this page. This section also shows how many students at this school graduated from high school and enrolled in college or job training within 6 months from graduation, and which college or job training programs they pursued.

- **Progress Toward Graduation** shows how well the school did at keeping their students on track for graduation by passing enough classes ("Credits") and by improving their proficiency enough to pass their "Regents" Exams. To learn more about graduation requirements, visit <http://schools.nyc.gov/RulesPolicies/GraduationRequirements>
- **Credits** shows the percentage of students who earned 10 or more academic credits in English, math, science, and social studies—the courses that they need to graduate high school.

All Schools

- Comparison Group** is made up of students from other schools across the city who were the most similar to the students at this school, based on their incoming test scores, disability status, economic need, and over-age status. Comparing the school's result to the "comparison group" result provides insight on how well the school is helping its students in light of their starting points and the challenges that they face.
- Starting Point and Outcomes**—these tables show how many students who started off with different performance levels on state tests (their "Starting Point") achieved at or above that level in this school. The percentage provided can be compared to the numbers under "Comparison Group," which shows the results for similar students throughout the city.
- City:** and **Borough:** are the performance results across NYC, and across the Community School District that this school is a part of.



Framework Element Sections (Pages 3-4)

The ratings for each of the Framework for Great Schools elements include the results of the school's Quality Review and NYC School.

- Quality Review:** Schools across NYC receive a one or two day school visit by an experienced educator who visits classrooms, talks with parents, students, teachers, and school leaders, evaluates how well the school is organized to support student achievement. To learn more, visit <http://schools.nyc.gov/Accountability/tools/review>
- NYC School Survey:** Every year, all parents, teachers, and students in grades 6–12 take the NYC School Survey. Last year, over 1 million NYC parents, students, and teachers provided feedback on their school's learning environment through the survey. The survey is aligned to the Framework for Great Schools, and collects important information about a school's ability to improve student achievement by measuring how strong the school is on these elements according to the community. To learn more, visit <http://schools.nyc.gov/Accountability/tools/survey>.
- Survey Response Rate:** Survey participation varies from school to school, and each school's response rate is noted on page 3 and 4 of the School Quality Snapshot. Students in grades K through 5 are not surveyed, but parents with students in those grades and teachers of those grades are.
- Survey:** These numbers show how many teachers, parents, and students responded positively to all questions related to this part of the Framework.
- Selected Questions:** These numbers show the percentage of teachers and parents who responded positively on the questions listed. There are many other survey questions and responses that can be viewed <http://schools.nyc.gov/Accountability/tools/survey>.

