

New York City Class Size 2016-17 (Updated)

February 2017

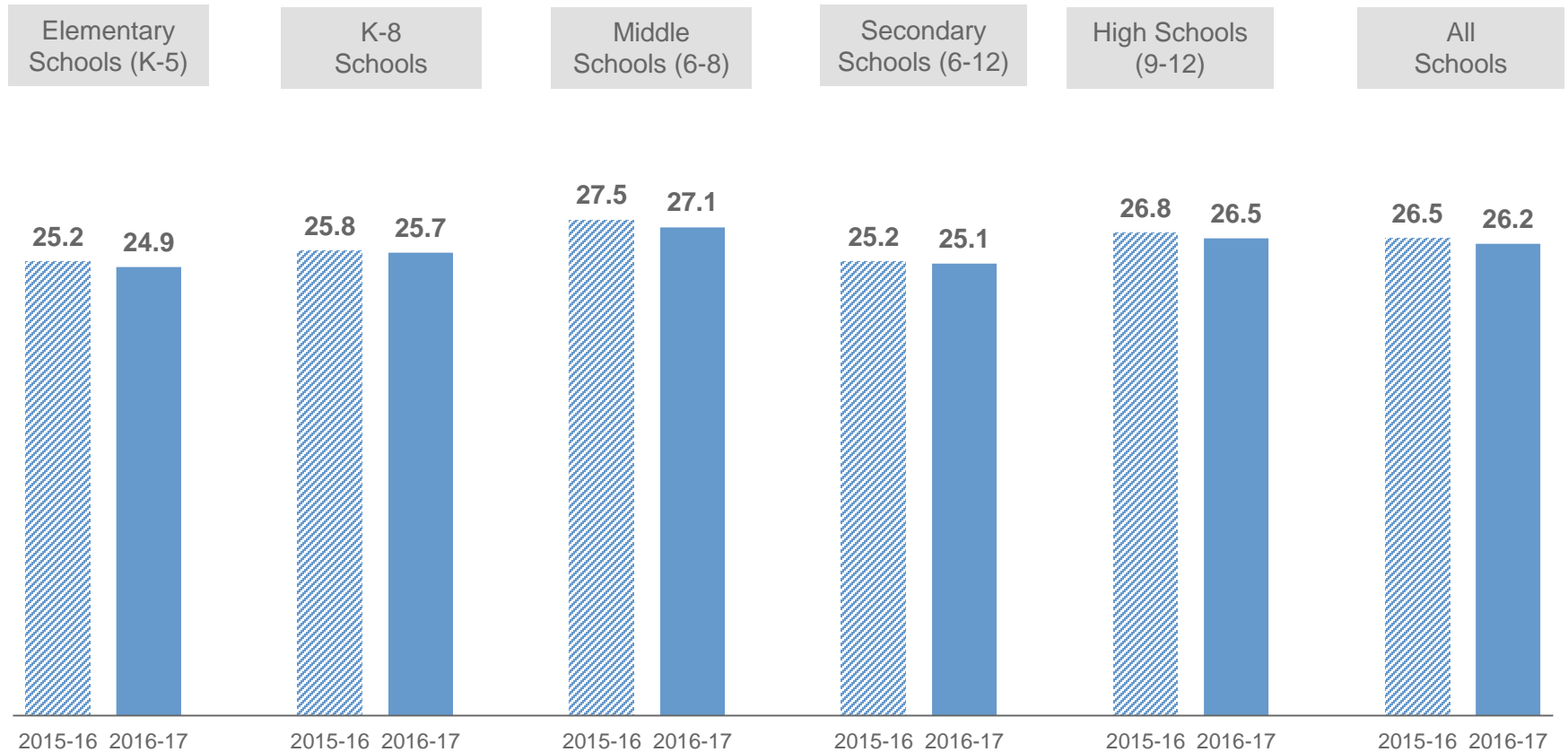
Background on Class Size Calculations

- The New York City Department of Education (NYCDOE) reports on class size twice a year with a preliminary report in November and an updated report in February. This report is the updated report.
- For grades K-8, average class size is calculated by dividing the number of students as of October 31st, or “seats filled”, by the number of sections as determined by each student’s official class (e.g. homeroom/advisory) from the Automate the Schools (ATS) system.
- For grades 6-12, average class size is calculated by the average number of students as of October 31st in each section of course courses (English, Math, Science and Social Studies) from the STARS system.

Citywide Class Size Averages by School Type

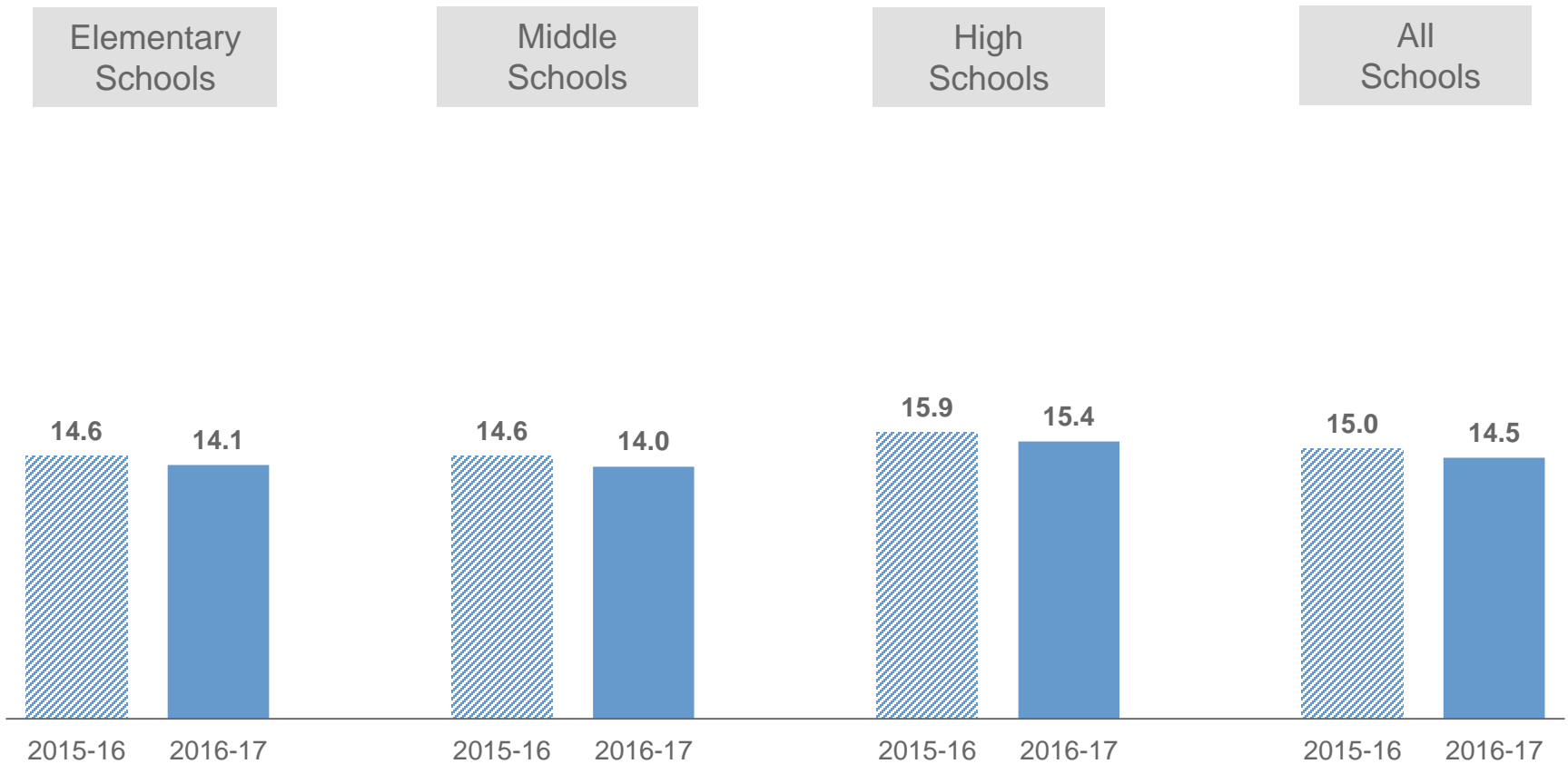
Across all grades in 2016-17, the average class size is 26.2 students per class. There was -0.2 decrease from 2015-16. (Note: Differences are based on unrounded values.)

Since 2015-16, 978 schools either decreased or had less than a one percent increase in average class size, while 555 schools increased class size by one or more percent.*

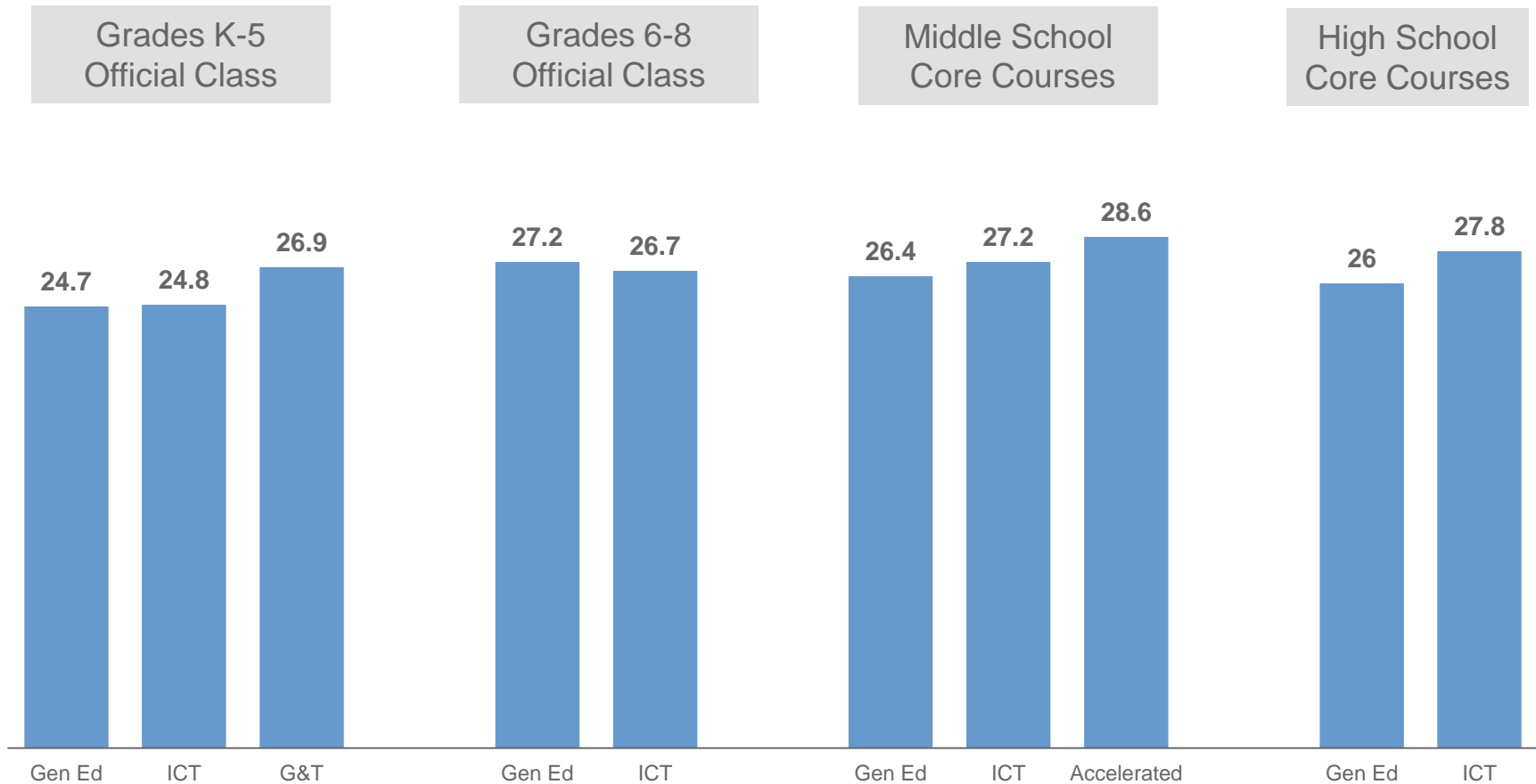


Pupil-to-Teacher Ratio by School Type

Across all grades in 2016-17, the PTR was 14.5. There was 0.5 decrease from 2015-16.



2016-17 Average Class Size by Program Type



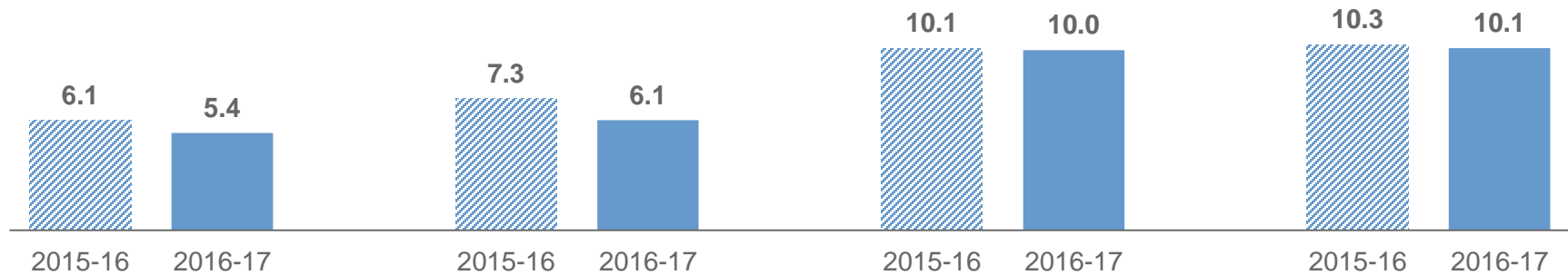
2016-17 Average Class Size for Grades K-8 Self-Contained Classes by Setting

6:1:1
Setting

8:1:1
Setting

12:1
Setting

12:1:1
Setting



2016-17 Average Class Size By Core Subject for Middle and High School

General Education, Accelerated and Integrated Co-Teaching Classes

Subject	MS Core	HS Core
English	26.0	25.3
Math	26.6	26.3
Science	27.0	26.9
Social Studies	27.2	27.1
All Core	26.7	26.3

Self-Contained Classes

Subject	MS Core	HS Core
English	10.0	10.2
Math	10.0	11.7
Science	10.1	11.8
Social Studies	10.0	11.2
All Core	10.0	11.1

Change in Average Class Size, by Grade Level

Grade Level	2015-16	2016-17	Difference
K	22.5	22.0	-0.5
01	25.0	24.5	-0.4
02	25.3	25.1	-0.2
03	25.9	25.4	-0.4
04	26.2	26.1	0.0
05	26.3	26.1	-0.2
06	26.7	26.8	0.1
07	27.1	27.0	-0.1
08	27.4	27.4	0.0