

# 2016–17 Family Guide:

## School Quality Snapshot

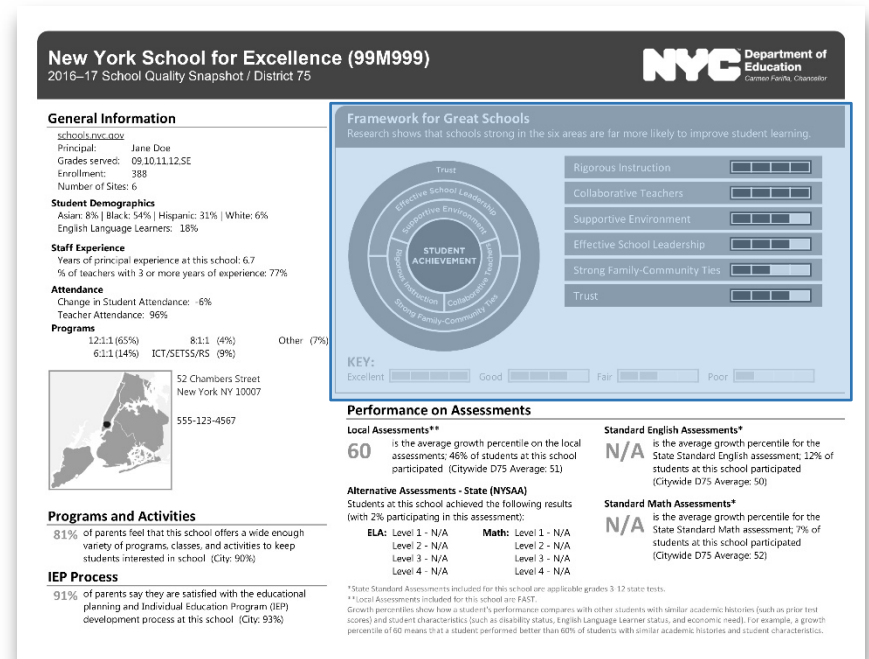
This Family Guide helps to explain the School Quality Snapshot using data from a mock school. To locate School Quality Snapshots for NYCDOE schools please visit: <http://schools.nyc.gov/Accountability/default>.

### Framework for Great Schools

The Framework for Great Schools (FfGS) model works to help both schools and students improve by ensuring that all members of the community work together. The model is organized around a core goal of Student Achievement. Surrounding this core are three elements which aim to enrich the classroom environment, they are: teacher development, quality instruction, and student-centered learning. Beyond the classroom, the supports needed are effective school leadership and strong parent-community collaboration. The final element which binds all of these components together is trust. To learn more about the FfGS, visit: <http://schools.nyc.gov/AboutUs/schools/framework/default.htm>

This section of the School Quality Snapshot displays ratings in each of the six aforementioned elements. Each element is described below:

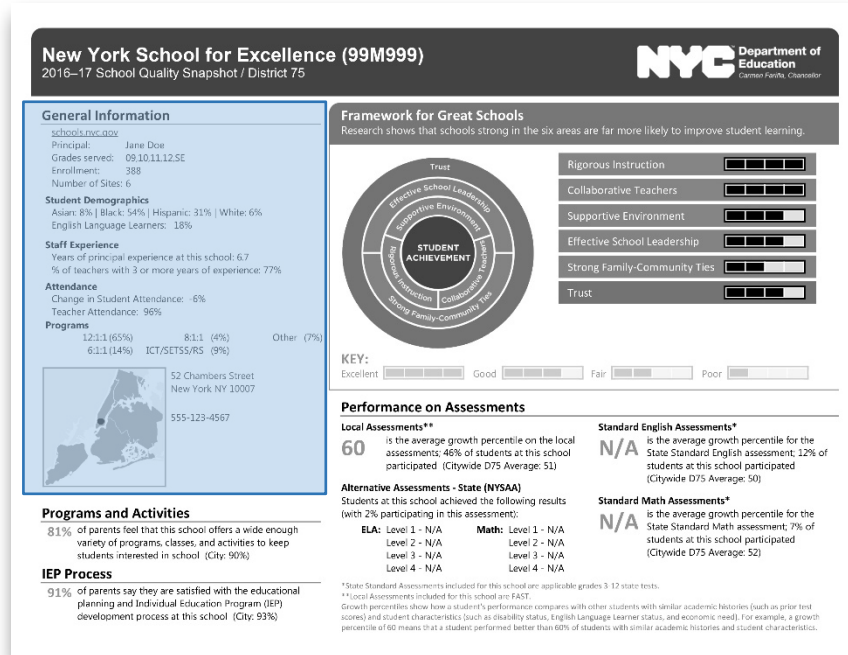
- **Rigorous Instruction:** Common Core aligned curriculum and instruction that is designed to engage students, foster critical thinking skills, and meet students at their level.
- **Collaborative Teachers:** Teachers participate in opportunities to develop, grow, and contribute to the continuous improvement of the school community.
- **Supportive Environment:** The school establishes a culture where students feel safe, challenged to grow, and supported to meet high expectations.



- **Effective School Leadership:** School leadership that is inclusive and inspiring to the school community with a clear vision towards improving student achievement.
- **Strong Family-Community Ties:** The school welcomes and values both families and outside organizations to help enrich the civic life of the school community.
- **Trust:** Relationships between administrators, educators, students, and families are rooted in mutual trust and respect.

## General Information

This section presents descriptive information about the school, its students and its staff, this includes:



- **Grades Served:** lists the current grades students are in (PK is Pre-Kindergarten; OK is Kindergarten; SE is Special Education).
- **Number of sites:** is the number of school buildings in which this D75 school is located. The contact information and location provided is that of the main site/office.
- **English Language Learners:** is the percentage of students at the school whose native language is a language other than English. Additional information can be found here: <http://schools.nyc.gov/Academics/ELL/default.htm>

- **Years of Principal Experience at this School:** is the number of years that the principal, listed at the top of this section, has served as a principal at this school.
- **% of teachers with 3 or more years of experience:** is the percentage of teachers at the school who have 3 or more years of teaching experience.
- **Change in Student Attendance:** is the increase/decrease in the overall attendance rate for the school's student population.
- **Teacher Attendance:** is the amount of time (on average) that all teachers at the school were in attendance for the previous school year.
- **Programs:** is the percentage of students at the school who attend certain special classes based on staffing ratios or their disability status. Additional information about staffing ratios can be found here:

[http://schools.nyc.gov/documents/d75/district/staffing\\_ratios.pdf](http://schools.nyc.gov/documents/d75/district/staffing_ratios.pdf)

## All Schools

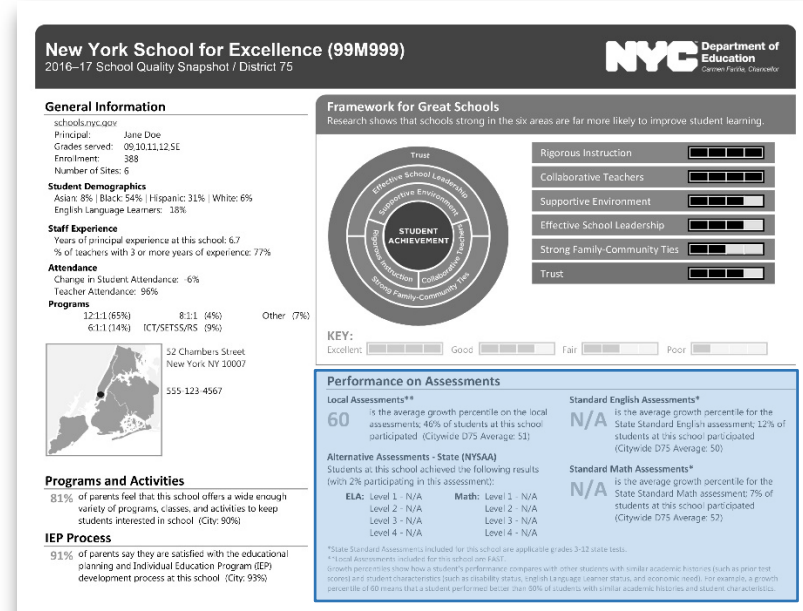
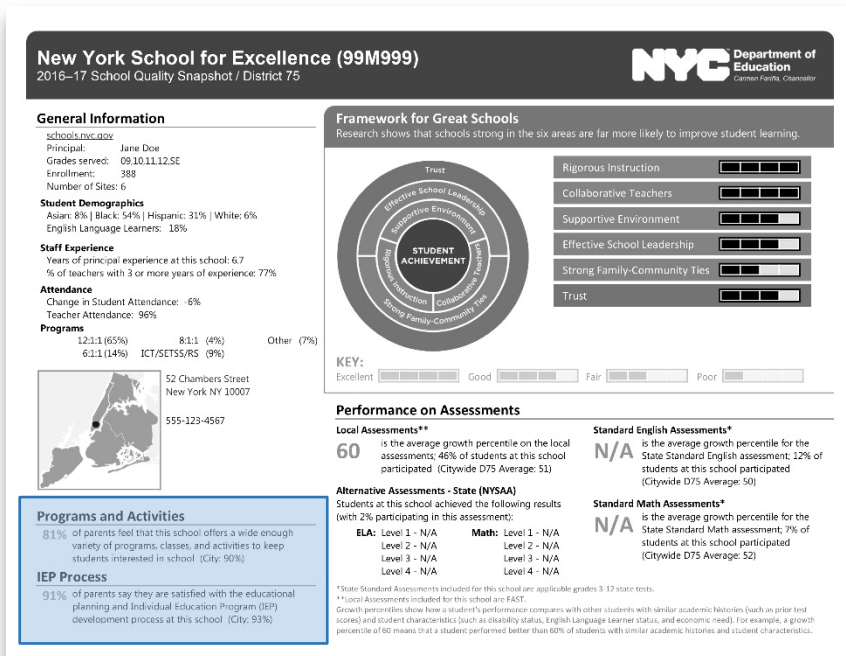
- **NYC School Survey:** Every year, all parents, teachers, and students in grades 6-12 take the NYC School Survey. Last year, over 1 million NYC parents, students, and teachers provided feedback on their school's learning environment through the survey. The survey is aligned to the Framework for Great Schools, and collects important information about a school's ability to improve student achievement by measuring how strong the school is on these elements according to the community. To learn more, visit <http://schools.nyc.gov/Accountability/tools/survey>.

- **Programs and Activities:** is the percentage of parents who responded positively to the stated question about the school's programs and activities.
- **IEP Process:** is the percentage of parents who responded positively to the stated question about the IEP process.

## Performance on Assessments

**Growth percentile:** Growth percentiles reflect the percentage of students with similar academic histories and demographic characteristics that a student outperforms. For example, a growth percentile of 60 means that a student performed better than 60% of students with similar academic histories and student characteristics.

**City:** and **District:** and **Citywide D75 Average:** are the performance results across NYC, the Community School District, and all D75 schools.



- **Local Assessments:** is the average growth percentile for students at the school who received scores on Local Assessments (examples of local assessments include: Student Annual Needs Determination Inventory (SANDI) and the web-based Assessment of Basic Language and Learning Skills (WebABLLS)). For more information on local assessments and other measures of student learning, please visit:

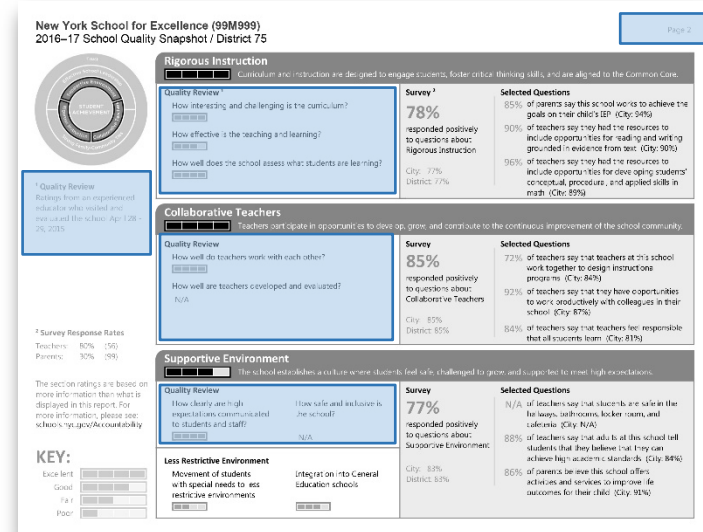
<http://www.uft.org/files/attachments/mosl-2015-16.pdf>

- **State Alternative Assessments:** is the average growth percentile for students at the school who received scores on state alternative assessments (NYSAA).
- **Standard English Assessments:** is the average growth percentile for students at the school who received scores on NYS English exams.
- **Standard Math Assessments:** is the average growth percentile for students at the school who received scores on NYS Math exams.

## Framework Element Sections (Pages 2-3)

The ratings for each of the Framework for Great Schools elements include the results of the school’s Quality Review and NYC School Survey.

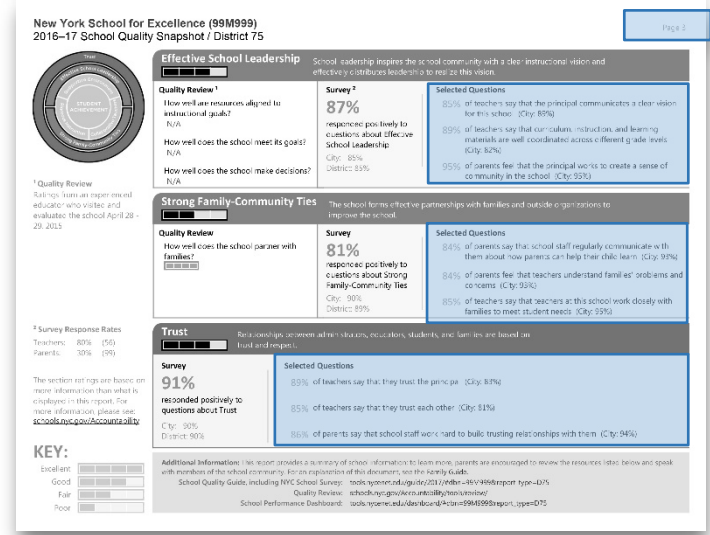
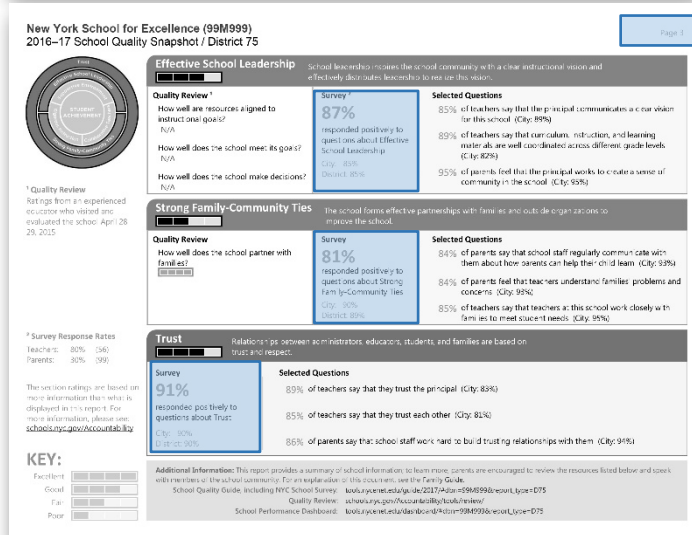
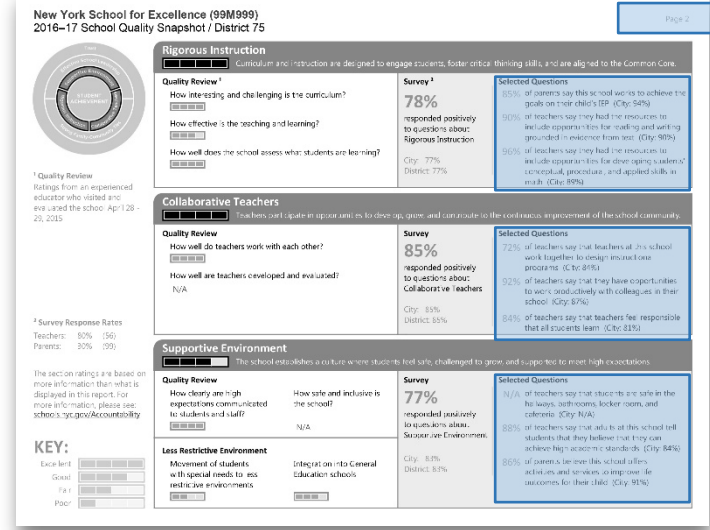
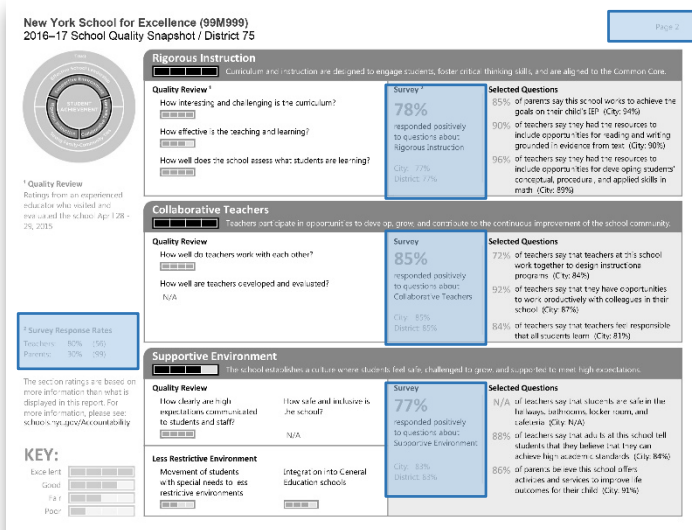
- **Quality Review:** Schools across NYC receive a one or two day school visit by an experienced educator who visits classrooms, talks with parents, students, teachers, and school leaders, to evaluate how well the school is working to improve student achievement. Quality review ratings are based on the school visit. To learn more, visit <http://schools.nyc.gov/Accountability/tools/review>



- **Survey Response Rate**—Survey participation varies from school to school, and each school’s response rate is noted to the left on page 2 and 3 of the School Quality Snapshot.
- **Survey**—These numbers show the percentage of teachers or parents who responded positively on the NYC School Survey to all questions related to this part of the Framework.

- **Selected Questions:** —These numbers show the percentage of teachers or parents who responded positively on the NYC School Survey to the questions listed. For more information about school survey, please visit:

<http://schools.nyc.gov/Accountability/tools/survey/default.htm>



**Less Restrictive Environment**—This section shows how well a school provides opportunities for students to be educated with non-disabled peers.

- **Movement of students with special needs to less restrictive environments**—This rating shows how well a school integrates students into a less restrictive classroom environment within District 75.
- **Integration into Non-D75 schools**—This rating shows how well a school integrates students into a less restrictive classroom environment outside of District 75.

